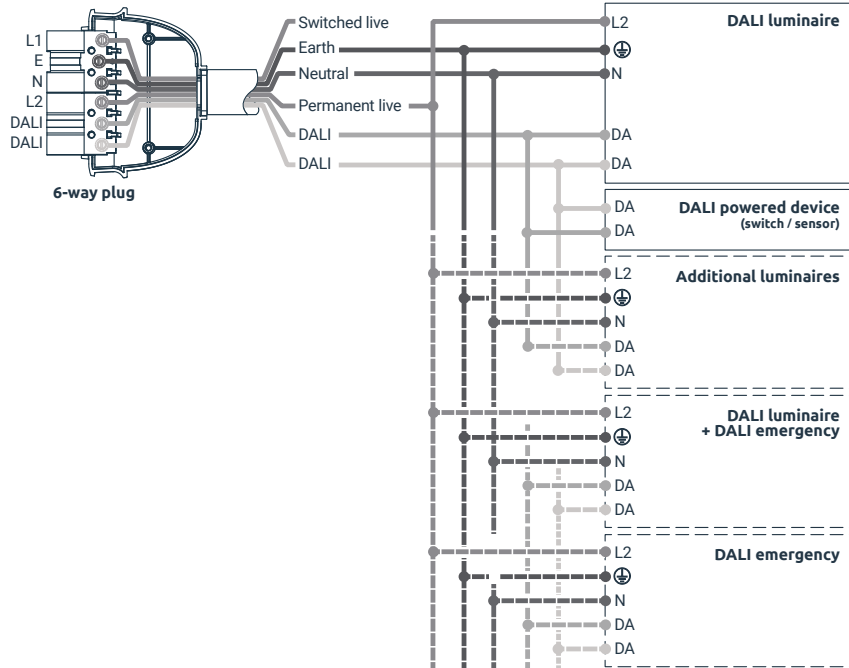


Recommended wiring for Room controllers

DALI luminaires



Applicable models

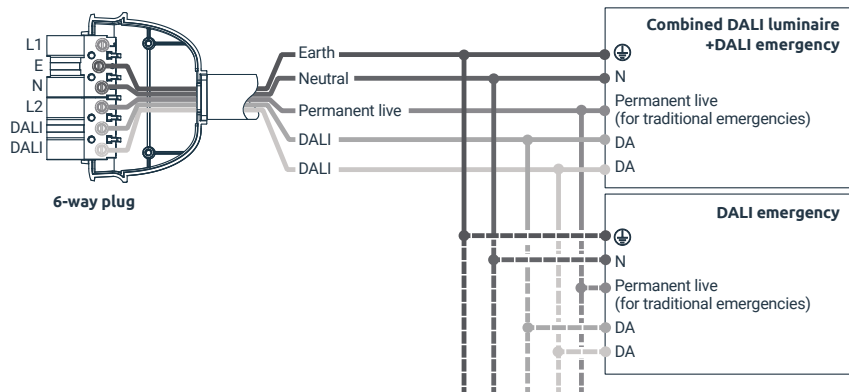
Order code	Description
zc-room-basic	Basic room controller
zc-room-lite	Lite room controller
zc-room	Full feature room controller

Notes

Switched live is not typically used.
Permanent live is for all DALI devices.

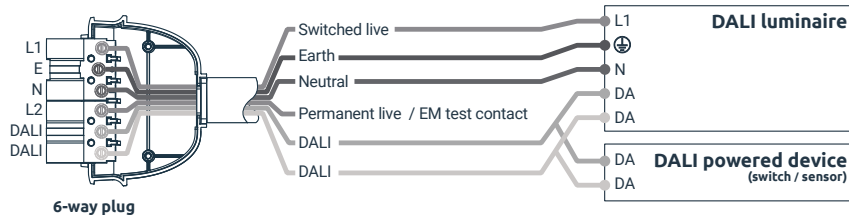
A 5-way plug system for soft wiring is recommended

DALI emergency luminaires

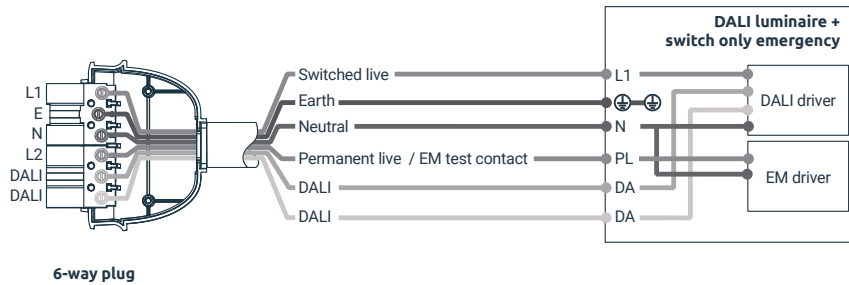


Recommended wiring for LCMs

DALI luminaires



DALI luminaires with non-DALI manual test emergency



Applicable models

Order code	Description
zc-lcm-lite	Lite lighting control module
zc-lcm	Full feature lighting control module

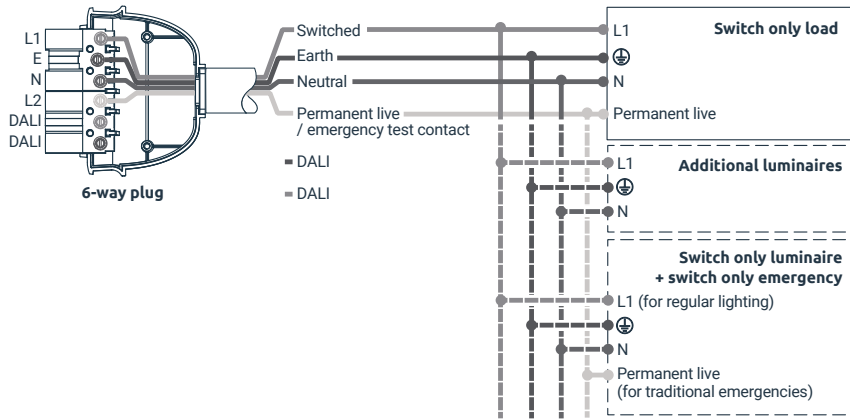
Notes

Switched live connects to regular luminaires
Permanent live is for permanently on-loads and unswitched live to traditional emergency devices

Emergency devices requiring manual test contact should be connected to controller outputs 7-10.

Recommended wiring for models with switches live output

Switch only loads and luminaires



Applicable models

Order code	Description
zc-room	Full feature room controller
zc-lcm-lite	Lite lighting control module
zc-lcm	Full feature lighting control module

Notes

Emergency devices requiring manual test contact should be connected to controller outputs 7-10

Where no permanent live is required, a 3 conductor wiring system can be used

Output channels selected as an emergency relay



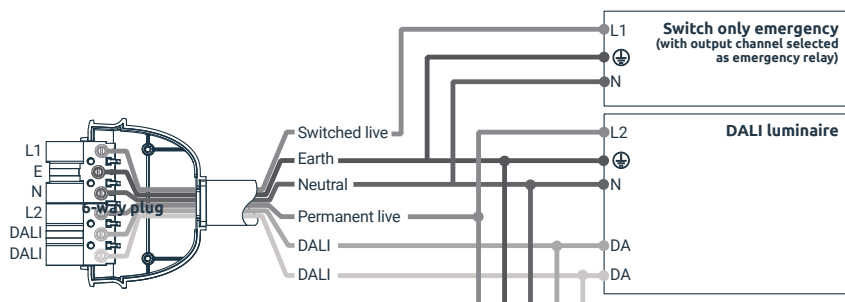
Applicable models

Order code	Description
zc-room	Full feature room controller
zc-lcm-lite	Lite lighting control module
zc-lcm	Full feature lighting control module

Notes

Emergency relay connected to L1 can be used on any controller output

Output channels selected as an emergency relay with DALI luminaire



Applicable models

Order code	Description
zc-room	Full feature room controller
zc-lcm-lite	Lite lighting control module
zc-lcm	Full feature lighting control module